





ETRMA Members' tyre sales 2017: overall stability with the exception of the agro segment

Brussels, 24th January 2018 – The European Tyre and Rubber Manufacturers' Association published today its members' sales for the year 2017 and the last quarter of 2017.

Overall, the performance of the industry is generally stable with the exception of the agricultural tyre sales, which performed badly for the fourth year in a row. As far as the last quarter of 2017 is concerned, only consumer tyres showed a positive variation.

In '000 units*	Year 2016	Year 2017	Variation %	4 th Q 2016	4 th Q 2017	Variation %
Replacement Consumer¹ tyres	206.684	204.838	-1%	46.743	47.108	+1%
 OE² Consumer tyre	86.150	86.779	+1%			
Car Summer tyres	116.312	112.108	-4%			
Car Winter tyres	56.144	56.971	+1%			
 Replacement Truck Tyres	9.758	9.727	-0%	2.524	2.380	-6%
OE² Truck Tyres	5.671	6.089	+7%			
 Replacement Agricultural Tyres	1.427	1.280	-10%	272	231	-15%
 Replacement Moto and scooter tyres	8.939	9.128	+2%	1.058	1.050	-1%

*Discrepancies with data previously published is due to periodic data corrections

(source: europool ETRMA)

Consumer tyres – with a small decline in the replacement market and a small increase in the original equipment market, the consumer tyre sales from ETRMA Members remain generally stable. With regard to the mix between winter and summer tyres, it is interesting to note the slight increase of sales in winter tyres despite a generally mild winter so far.

For the **truck tyre** replacement segment, there was no variation in sales by ETRMA Members, despite quite a negative final quarter.

“All in all, the picture painted by 2017 for our industry is one of stability, very much as foreseen at the beginning of the year” said Mrs Cinaralp, Secretary General of ETRMA *“however, the continued poor performance of Members' sales in the agricultural tyre segment remains striking, especially as imports continue to grow”*.

Imports of Agricultural tyres from countries outside the EU³ increased in the first 10 months of 2017 (+13%), particularly from China (+9%) and India (+7%) – the latter holding almost 40% of all agricultural tyre imports.

Ends

Like every year, the Annex gives a breakdown per country of the tyre replacement trend sales for the past four years.

For further information, please contact info@etrma.org

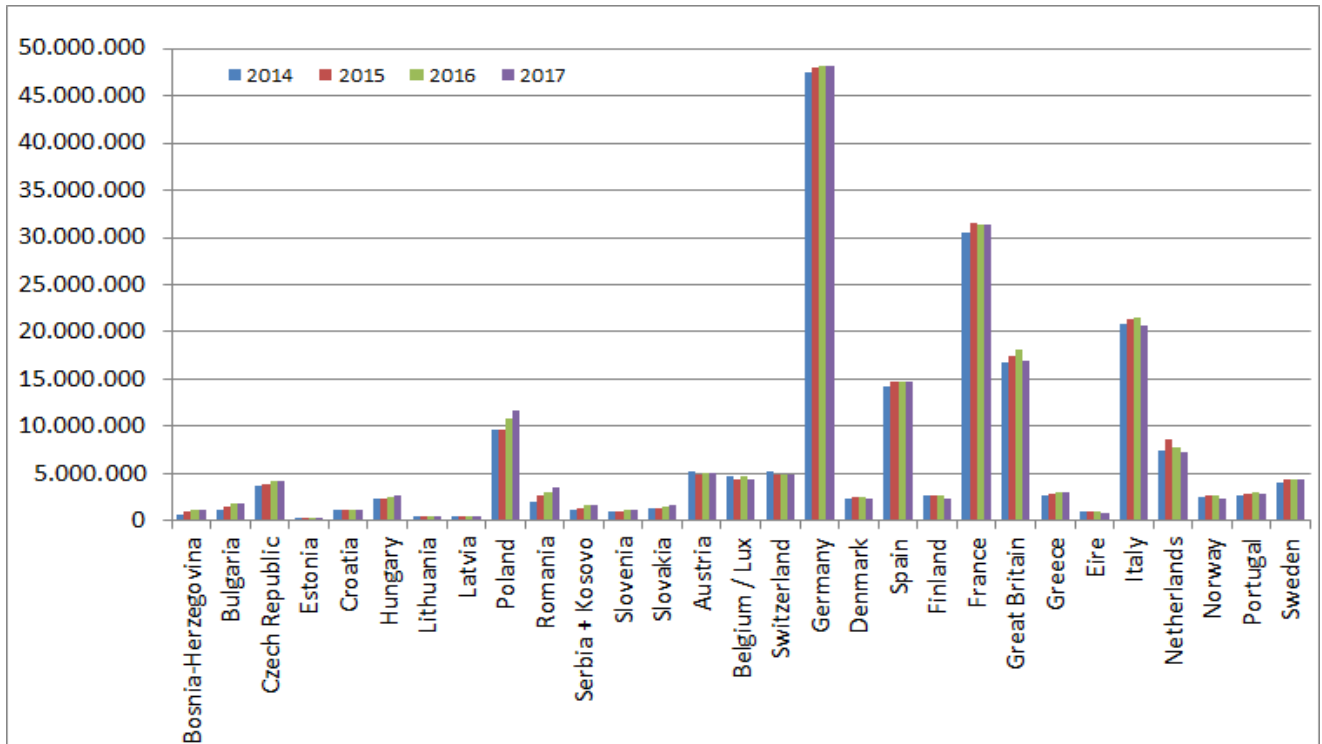
¹ Consumer tyres include passenger car, SUVs and light commercial vehicles

² OE sales also include Turkey

³ Data from January to October 2017 from Eurostat.

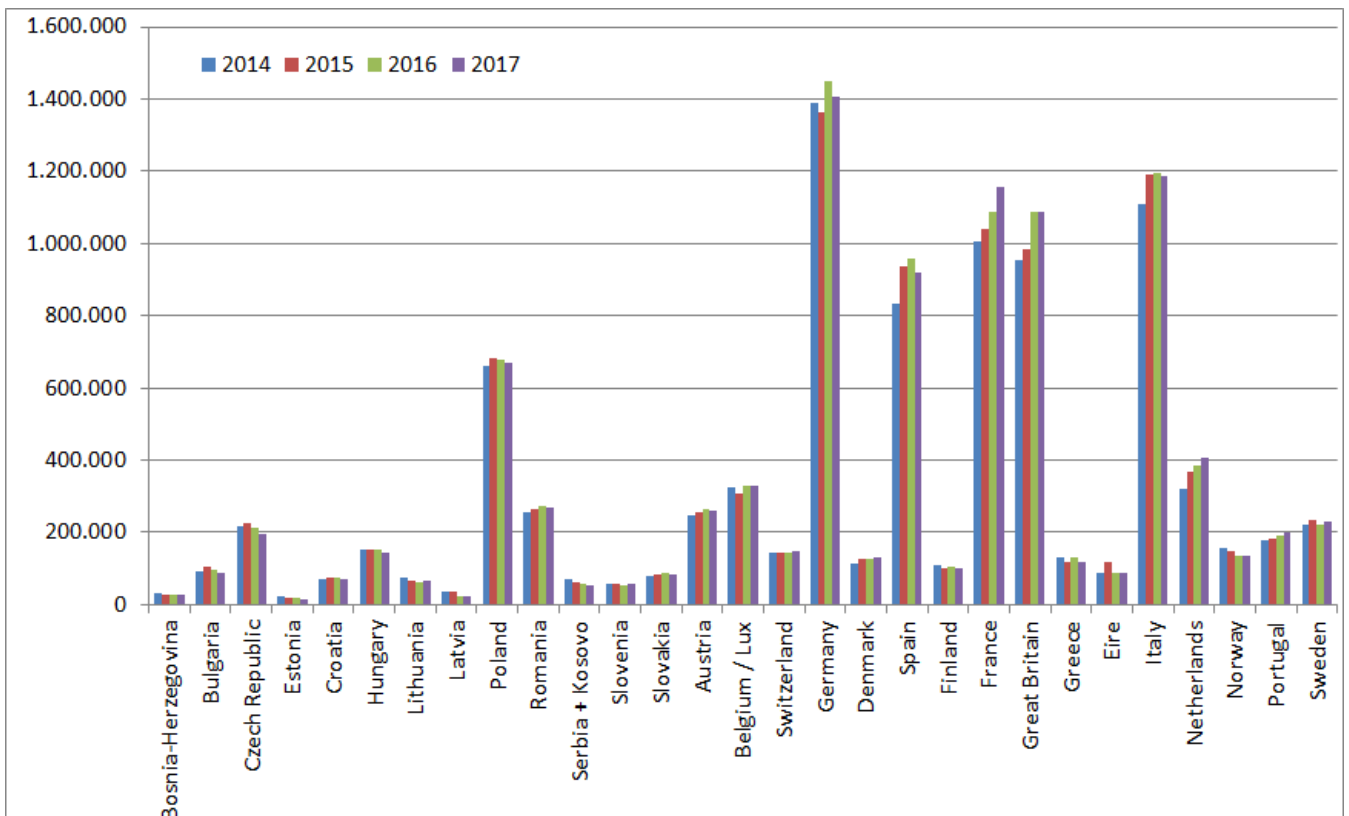
ANNEX: COUNTRY DATA

Replacement consumer tyre sales in Europe (ETRMA members)



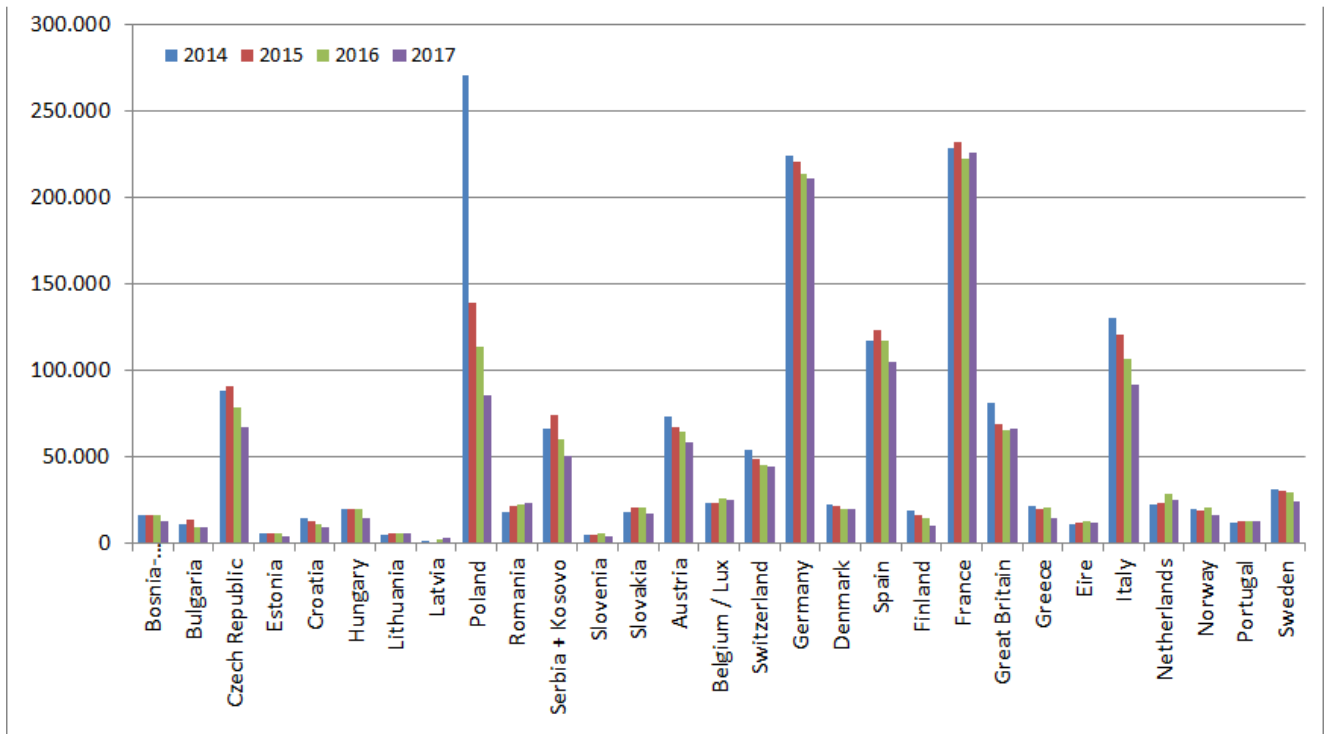
(source: europool ETRMA)

Replacement truck and bus tyre sales in Europe (ETRMA members)



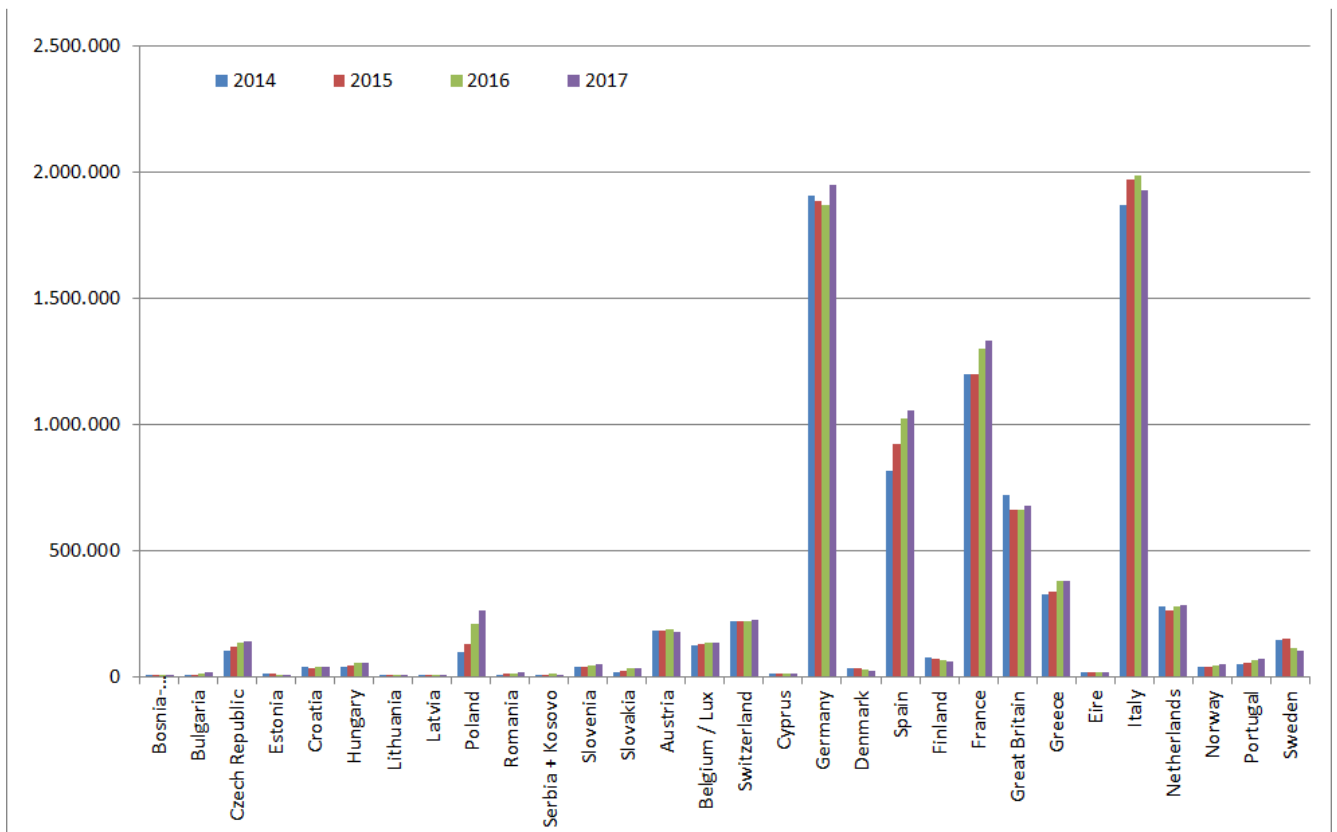
(source: europool ETRMA)

Replacement agricultural tyre sales in Europe (ETRMA members)



(source: europool ETRMA)

Replacement motorcycle tyre sales in Europe (ETRMA members)



(source: europool ETRMA)